

# Using ESDS International Databanks

Luis Martinez London School of Economics Data Library

# Structure

- Introduction
- Before ESDS International
- ESDS International
- Portfolio and Data Themes
- Usage figures
- Conclusions

- The **LSE Data Library** provides support to the LSE research community in using quantitative datasets.
- A support group called **DISC-UK**, or Data Information Specialist Committee-United Kingdom, formed by:
  - Edinburgh University Data Library
  - Oxford University Data Library
  - London School of Economics Data Library
  - LSE RLab Data Service

<http://datalib.ed.ac.uk/discuk/>

# Before ESDS International

- MIMAS hosted some international databanks
- UK institutions spent money on IGO stats
- Different data retrieval tools
- Different formats
- Frequent updates
- Very little support
- Not much documentation

# ESDS International

- ESDS International launched in January 2003 ,led by MIMAS
- ESDS negotiated with IGOs to allow UK academic free access to the databanks
- Web access to data through one single interface, Beyond 20/20
- Support
  - Training events
  - Guides
  - Helpdesk
  - Mailing list
- Publication database

# Portfolio and Data Themes

- Databanks originate from
  - The International Monetary Fund
  - The OECD
  - The United Nations
  - The World bank
  - Eurostat
  - The International Labour Organization
  - The UK Office for National Statistics
  - The International Energy Agency
- Cover
  - Economic performance and development
  - Trade, industry and markets
  - Employment
  - Demography, migration and health
  - Governance
  - Human development
  - Social expenditure
  - Education
  - Science and technology
  - Land use and the environment

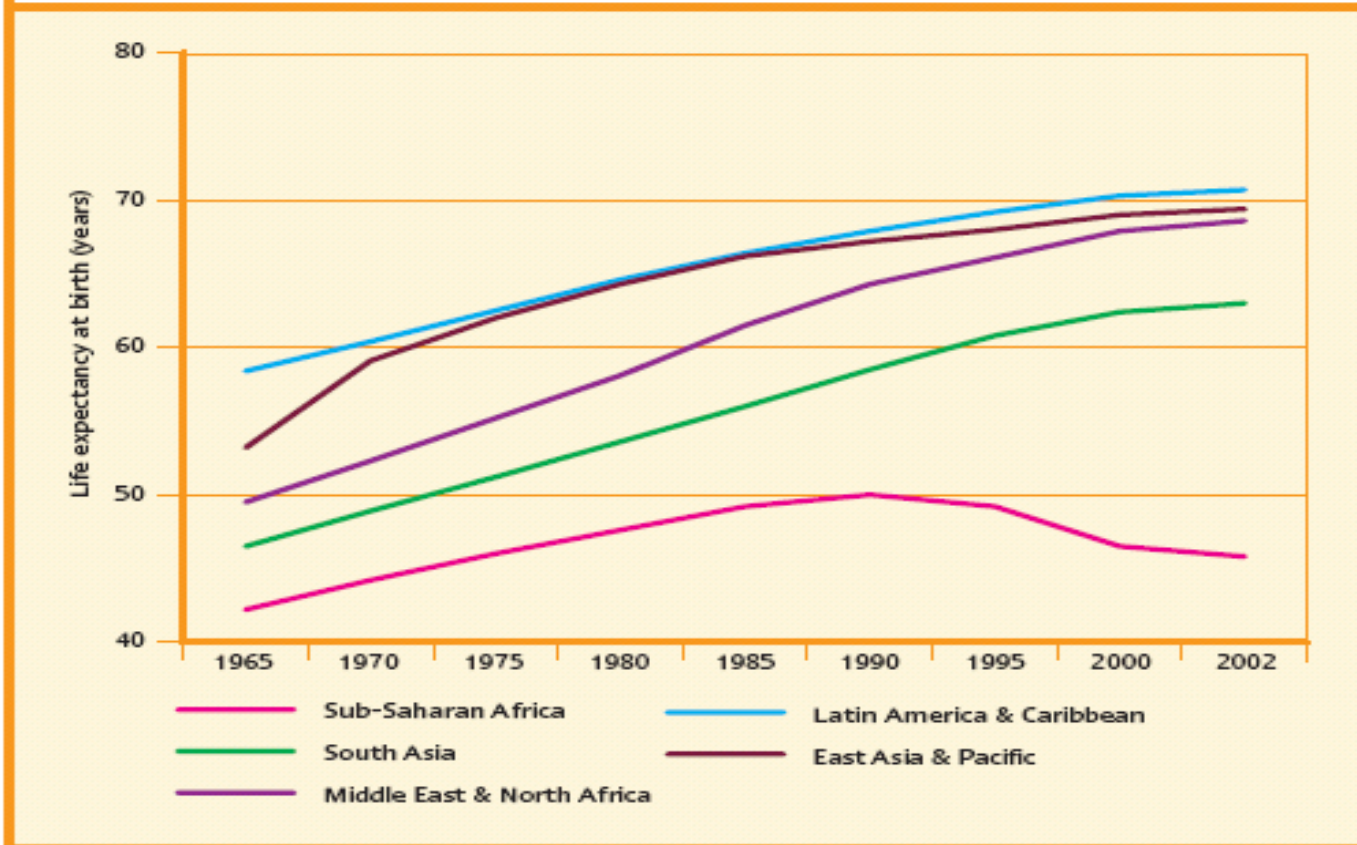
# Make Poverty History Week

On the 2<sup>nd</sup> of July  
thousands of people  
will gather in  
Edinburgh to tell the  
G8 to make poverty  
history



# Commission for Africa Report

Figure 2.1 Life Expectancy in Developing Countries

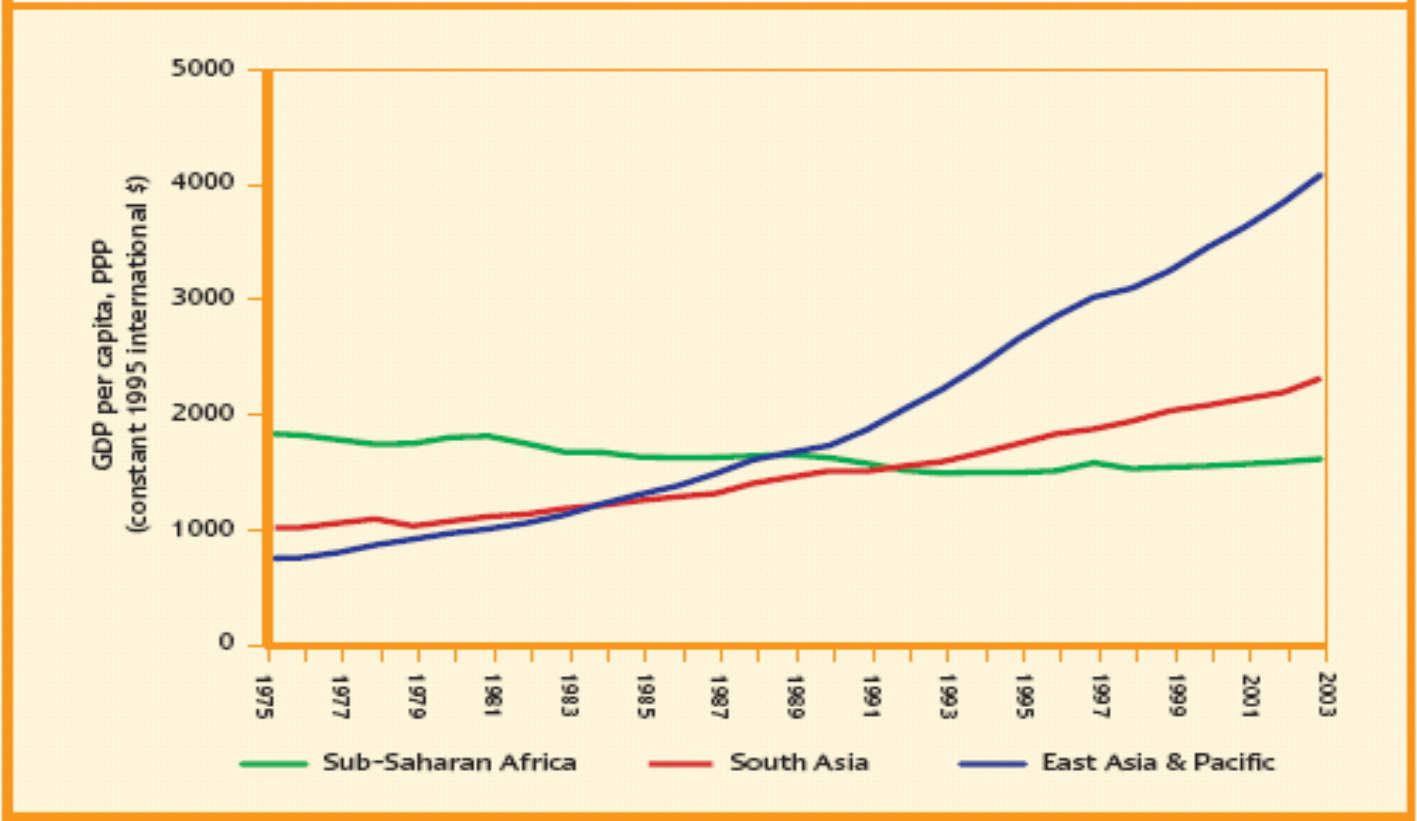


Source: World Bank, 2004a



# Commission for Africa Report Cont'ed

Figure 2.3 GDP Per Capita in Developing Countries



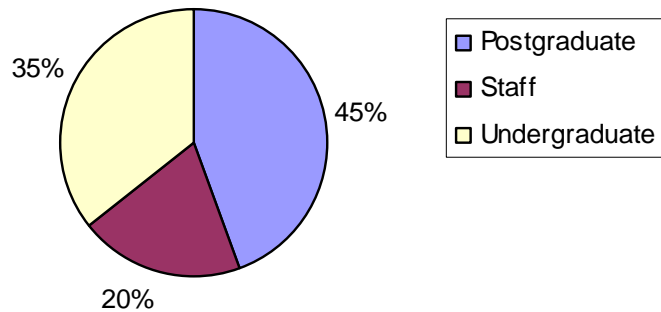
Source: World Bank, 2004a

# Usage Statistics

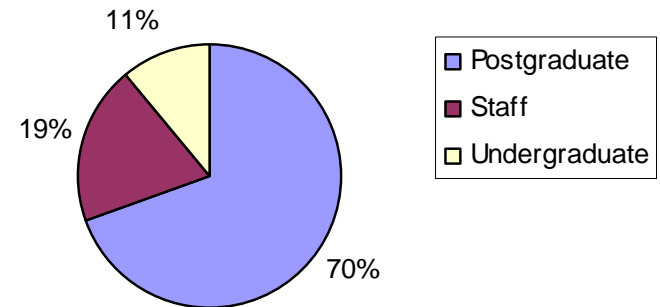
- Number of unique users from top five institutions using the service, June 2003 – May 2005:
  - London School of Economics and Political Science (436)
  - University of Warwick (434)
  - University of Manchester (287)
  - University of Leicester (262)
  - University of Portsmouth (250)

# User Type

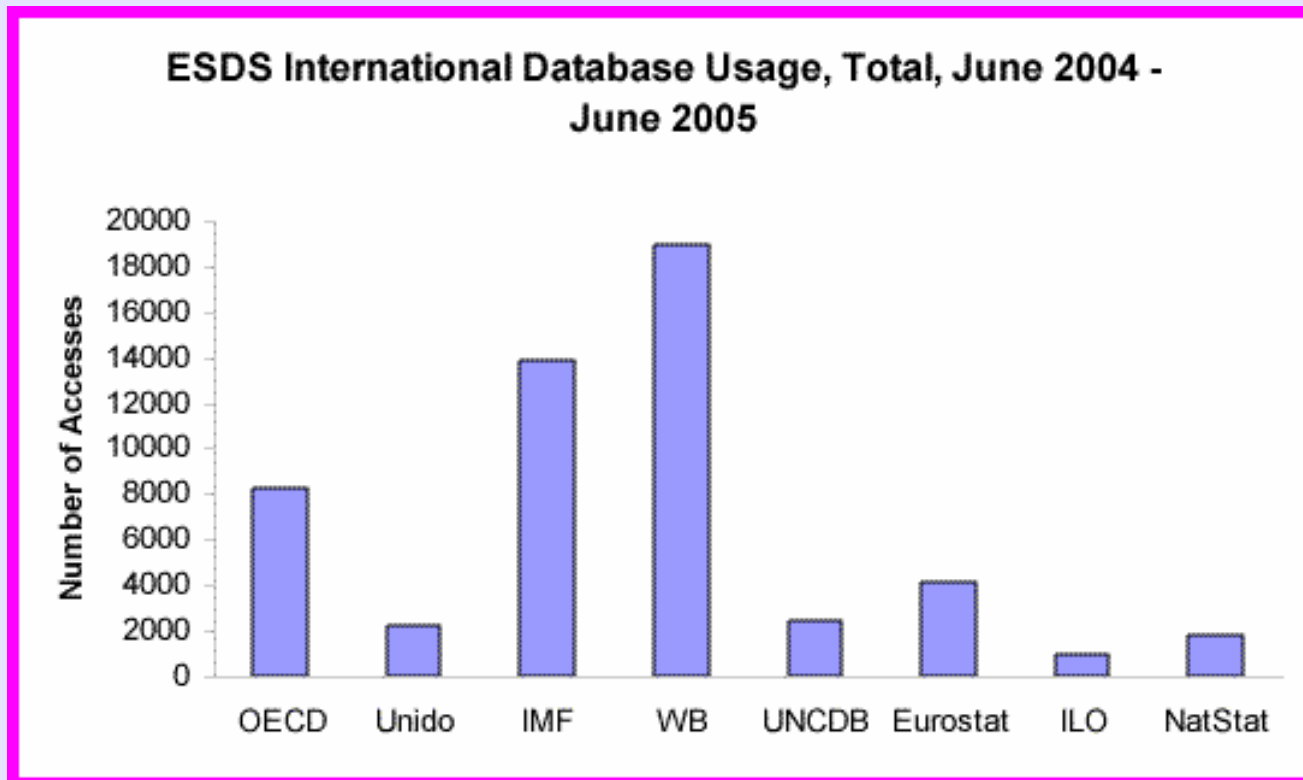
All users grouped by user type



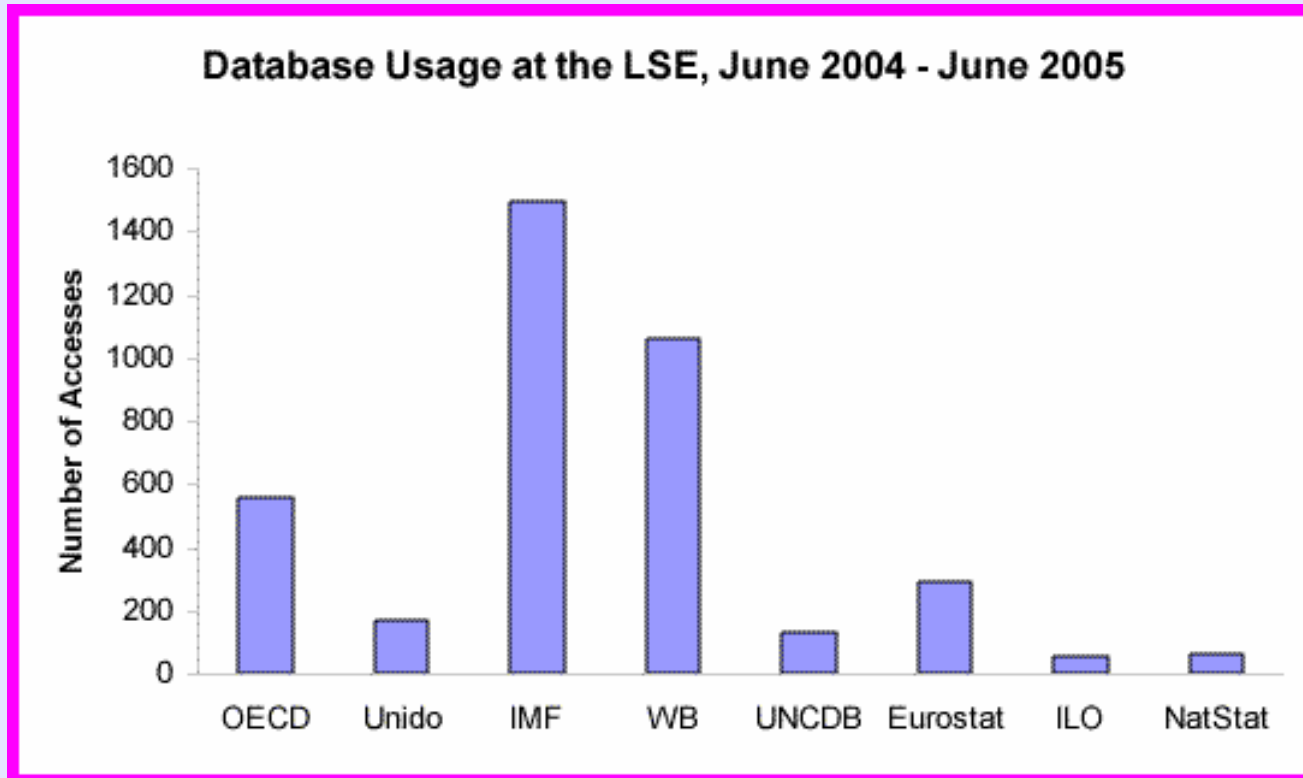
London School of Economics User type



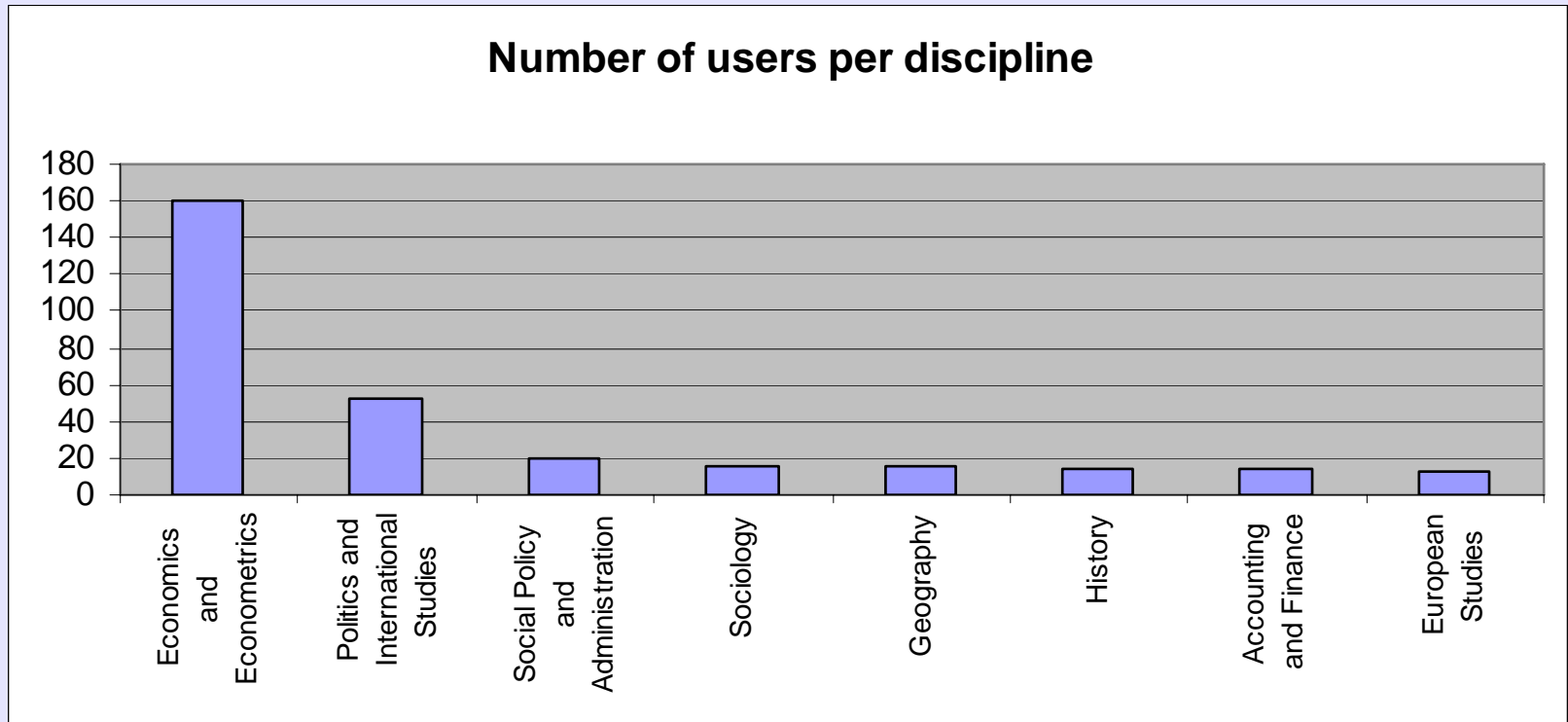
# Database Usage



# Database Usage Cont'ed



# Users per discipline



# LSE Research-FDI

- Foreign Direct Investment in South African Countries and implication in economic growth

**Table 3.3: Foreign direct investment in low & middle income countries: net inflows, in US\$mns (nominal)**

	1995	1996	1997	1998	1999
Low & middle income	106,990	131,451	172,571	176,764	185,408
East Asia & Pacific	53,143	61,029	65,577	63,297	56,041
Europe & Central Asia	16,906	16,087	23,544	24,997	26,534
Latin America & Caribbean	29,781	43,320	65,139	72,052	90,352
Sub-Saharan Africa	4,635	5,212	8,317	6,294	7,949
<b>SADC</b>	<b>2,735</b>	<b>2,040</b>	<b>5,363</b>	<b>3,409</b>	<b>5,039</b>

Source: World Development Indicators, World Bank

# Conclusion

- Great resource extremely useful for researchers
- Wide coverage
- Has made life easier to data librarians
- Interface has improved but still missing user friendliness
- How to extend the portfolio?
  - More OECD databases
  - ITU World Telecommunication Indicators
  - GISCO , European Boundaries
  - Financial datasets (Datastream)